



Smart
connections.

Data sheet

PLENTICORE plus 3.0-10

plus

PLENTICORE plus: The new standard – versatile and smart

All-in-one

PV hybrid inverter with battery input with optional activation code^{1, 3)}

Compatibility with various high-voltage batteries^{2, 3)}

3 MPP trackers suited to the layout of almost all roofs

Extended MPP range – perfect for repowering

Smart connected

Smart Communication Board – future proof, new functions can be added via the integrated Web Application

Display, data logger, system monitoring, network and control interfaces integrated as standard, WLAN Ready via external USB WLAN adapter²⁾

Free Solar Portal for monitoring the PV system

EEBus and Sunspec for Smart Home integration

Smart performance

Fast, self-learning shadow management – adapts individually to the installation site

Dynamic active power control and 24-hour home-consumption measurement³⁾

Self-learning generation and consumption forecast – for optimum self-consumption³⁾

Low conversion losses due to DC coupling and high-voltage battery

Prepared for additional battery charge via AC energy sources³⁾

Easy to install

Simple device configuration using commissioning wizard

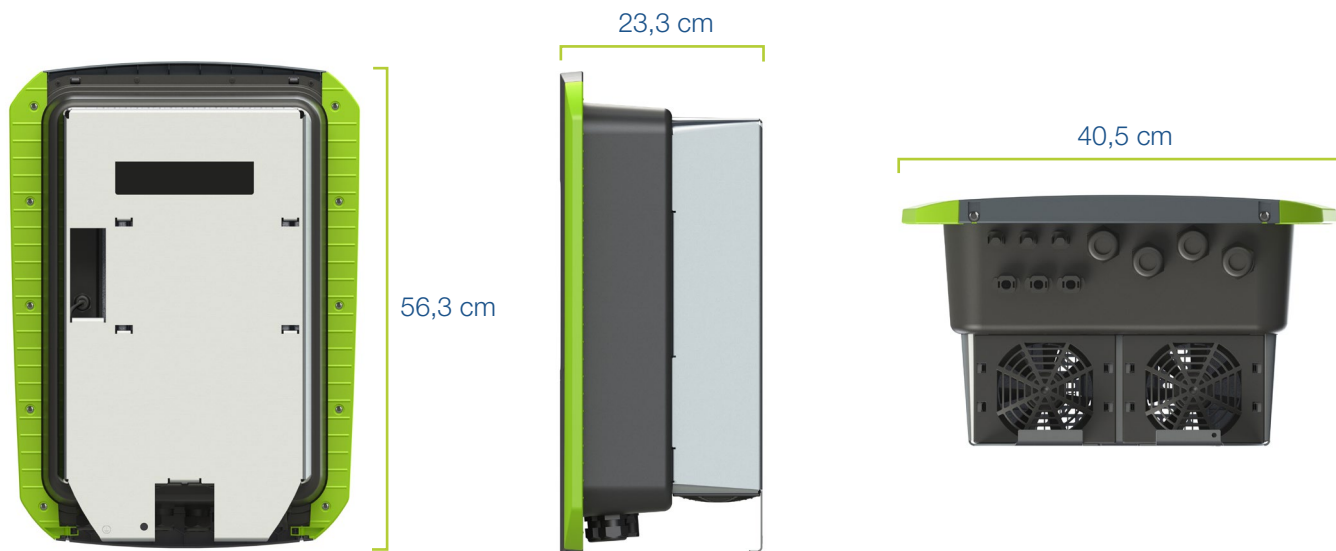
Safe installation due to clearly arranged, separate terminal compartment and protected power electronics

Compatible with RCD type A

Auto update and remote support²⁾



PLENTICORE plus: compact and rapidly deployable



¹⁾ Activation code battery available at: shop.kostal-solar-electric.com

²⁾ Available later on via software update

³⁾ KOSTAL Smart Energy Meter required

Power class		3.0	4.2	5.5	7.0	8.5	10	
System data	Topology: Without galvanic isolation – transformerless				✓			
	Protection class according to IEC 60529				IP 65			
	Protective class according to IEC 62103				I			
	Overvoltage category according to IEC 60664-1, input side (PV generator)				II			
	Overvoltage category according to IEC 60664-1, output side (grid connection)				III			
	Degree of contamination				4			
	Environmental category (outdoor installation)				✓			
	Environmental category (indoor installation)				✓			
	UV resistance				✓			
	AC cable diameter (min-max)	mm				8...17		
	AC cable cross-section (min-max)	mm ²		1.5...6		2.5...6	4...6	
	DC cable cross-section (min-max)	mm ²				2,5...6		
	Max. fuse protection on output side					B16/C16	B25/C25	
	Internal operator protection according to EN 62109-2 (compatible with RCD type A from FW 01.14)					✓		
	Independent disconnection device according to VDE 0126-1-1					✓		
	Height/width/depth	mm (in)				563/405/233 (22.17/15.94/9.17)		
	Weight	kg (lb)		19.6 (43.21)			21.6 (46.62)	
	Cooling principle – regulated fans					✓		
	Max. air throughput	m ³ /h				184		
	Noise emission (typical)	dB(A)				39		
Ambient temperature	°C (°F)				-20...60 (-4...140)			
Max. installation altitude above sea level	m (ft)				2000 (6562)			
Relative humidity	%				4...100			
Connection technology, DC side					SUNCLIX plug			
Connection technology, AC side					Spring-type terminal strip			
Interfaces	Ethernet LAN (RJ45)				1			
	Connection of energy meter for collecting energy data (Modbus RTU)				1			
	Digital inputs (e.g. for digital ripple control receiver)				4			
	USB 2.0				1			
	Potential-free contact for self-consumption control				1			
	Webserver (user interface)				✓			
	KOSTAL Smart Warranty / Warranty ¹⁾	Years				5 (2)		
	Optional warranty extension for (years)					5/10/15		
Directives/Certification ²⁾		CE, GS, CEI 0-21, CEI10/11, EN 62109-1, EN 62109-2, EN 60529, EN 50438*, EN 50549-1*, ENA/EEA, G98, G99, IFS2018, IEC 61727, IEC 62116, RD 1699, RFG, TF3.3.1, TOR Erzeuger, UNE 206006 IN, UNE 206007-1 IN, UTE C15-712-1, VDE 0126-1-1, VDE-AR-N 4105, VJV2018						

Subject to technical changes. Errors excepted. You can find current information at www.kostal-solar-electric.com. Manufacturer: KOSTAL Industrie Elektrik GmbH, Hagen, Germany

¹⁾ KOSTAL Smart Warranty: 5-year warranty only after registration in the KOSTAL Solar online shop

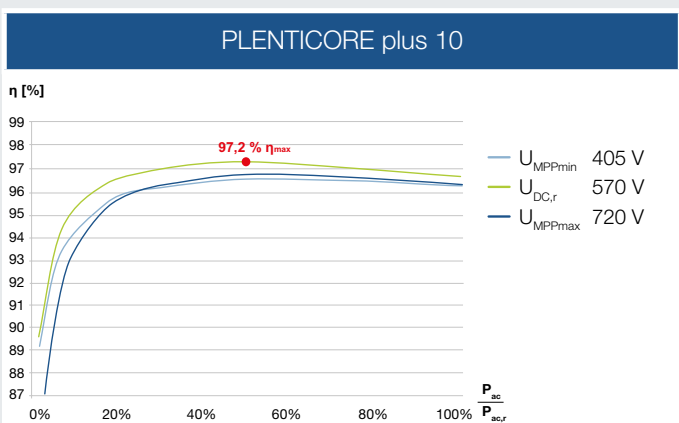
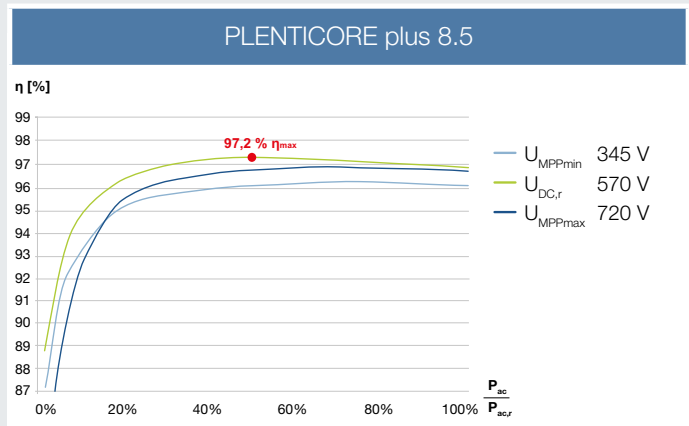
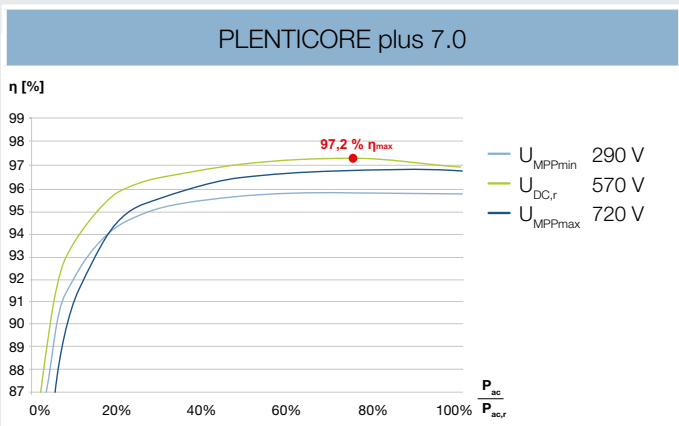
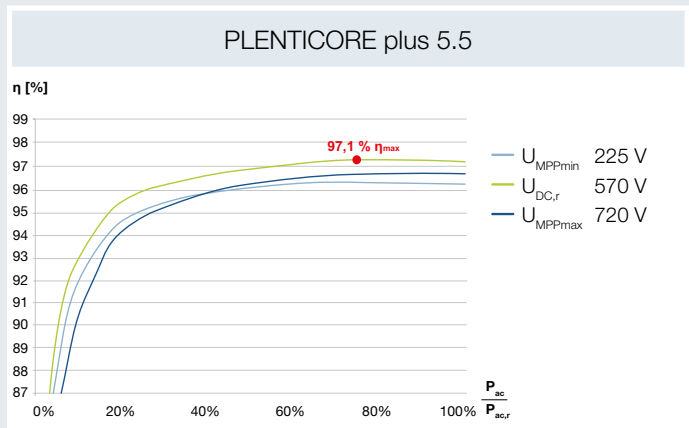
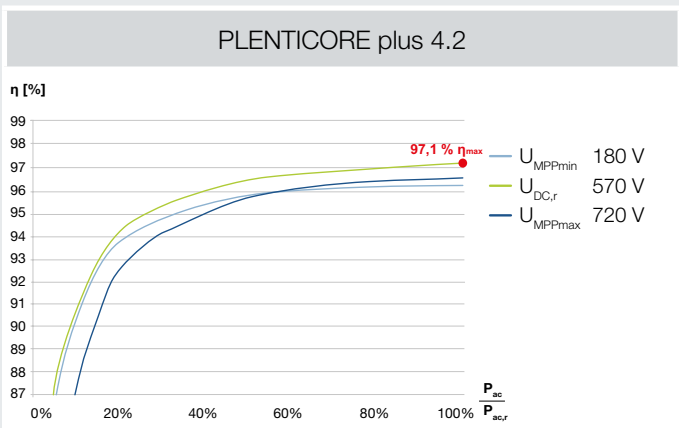
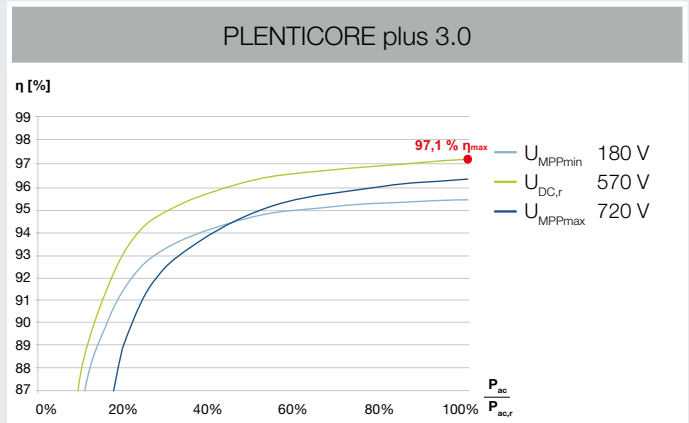
²⁾ Does not apply to all national annexes

³⁾ MPP range of 120 V...180 V (with limited current of 9.5-13 A). MPP range of 680 V...720 V (with limited current of 11 A). Detailed layout can be seen in KOSTAL (PIKO) Solar Plan.

PLENTICORE plus available in 6 power classes



- 3.0
- 4.2
- 5.5
- 7.0
- 8.5
- 10



Services for our products

FAQs:

kostal-solar-electric.com/Service_Support

Product registration, KOSTAL Smart Warranty, warranty extension, battery activation code or purchase of accessories: shop.kostal-solar-electric.com

Get in touch: service-solar@kostal.com

KOSTAL

KOSTAL Solar Electric GmbH
Hanferstr. 6
79108 Freiburg i. Br.
Deutschland
Telefon: +49 761 47744 - 100
Fax: +49 761 47744 - 111

KOSTAL Solar Electric Ibérica S.L.
Edificio abm
Ronda Narciso Monturiol y Estarriol, 3 Torre
B, despachos 2 y 3
Parque Tecnológico de Valencia
46980 Valencia
España
Teléfono: +34 961 824 - 934
Fax: +34 961 824 - 931

KOSTAL Solar Electric France SARL
11, rue Jacques Cartier
78280 Guyancourt
France
Téléphone: +33 1 61 38 - 4117
Fax: +33 1 61 38 - 3940

KOSTAL Solar Electric Hellas E.Π.Ε.
47 Steliou Kazantzidi st., P.O. Box: 60080 1st
building – 2nd entrance
55535, Pilea, Thessaloniki
Ελλάδα
Τηλέφωνο: +30 2310 477 - 550
Φαξ: +30 2310 477 - 551

KOSTAL Solar Electric Italia Srl
Via Genova, 57
10098 Rivoli (TO)
Italia
Telefono: +39 011 97 82 - 420
Fax: +39 011 97 82 - 432

KOSTAL Solar Elektrik Turkey
Mahmutbey Mah. Taşocağı Yolu Cad.
No:3 (B Blok), Ağaoğlu My Office 212
Kat:16, Ofis No:269
Bağcılar - İstanbul / Türkiye
Telefon: +90 212 803 06 24
Faks: +90 212 803 06 25

www.kostal-solar-electric.com